


# 2863 Glass Handler



**Model:** 2863 Glass Handler

**Glass Lift Capacity:** 2,800 Lbs.

**Fork Lift Capacity:** 4,500 Lbs.

**Vertical Reach:** 63 Ft.

**Horizontal Reach:** 42 Ft.

**Diesel Engine (Hp):** 130 Hp

**Drive:** Four Wheel

**Maximum Speed:** 20 MPH

**Frame Leveling:** 10 Degrees

**Leveling Outriggers:** Yes

**Weight:** 27,400 Lbs.

163 Lbs./Sq.Ft. Floor loading  
without Outriggers

**Steering:** Three Steering modes, Two-Wheel/Four Wheel and crab

**Proportional Controls:** While the primary proportional controls are in the cab, the ground-operator can transfer the controls of the boom and glass handler to a remote operator for final placement. The wireless can remote control all boom and glass manipulator but does not control the traction drive, leveling and steering. Once the Glass is placed the remote-operator signals, the ground operator to retake controls.

**Boom:** Four stage Steel Boom with three stage tower lift  
50 Inch Side Tilt carriage

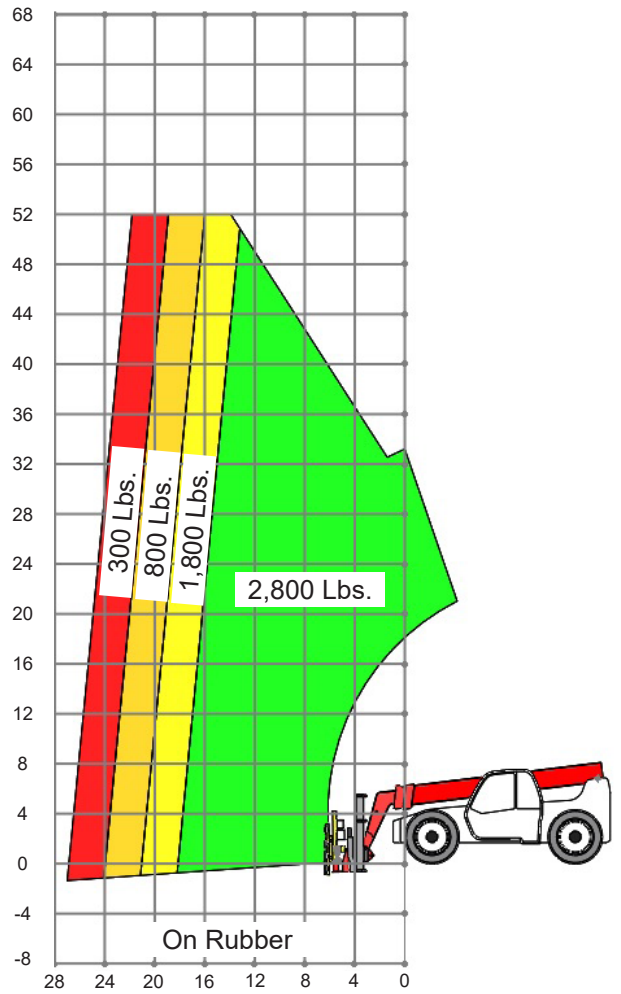
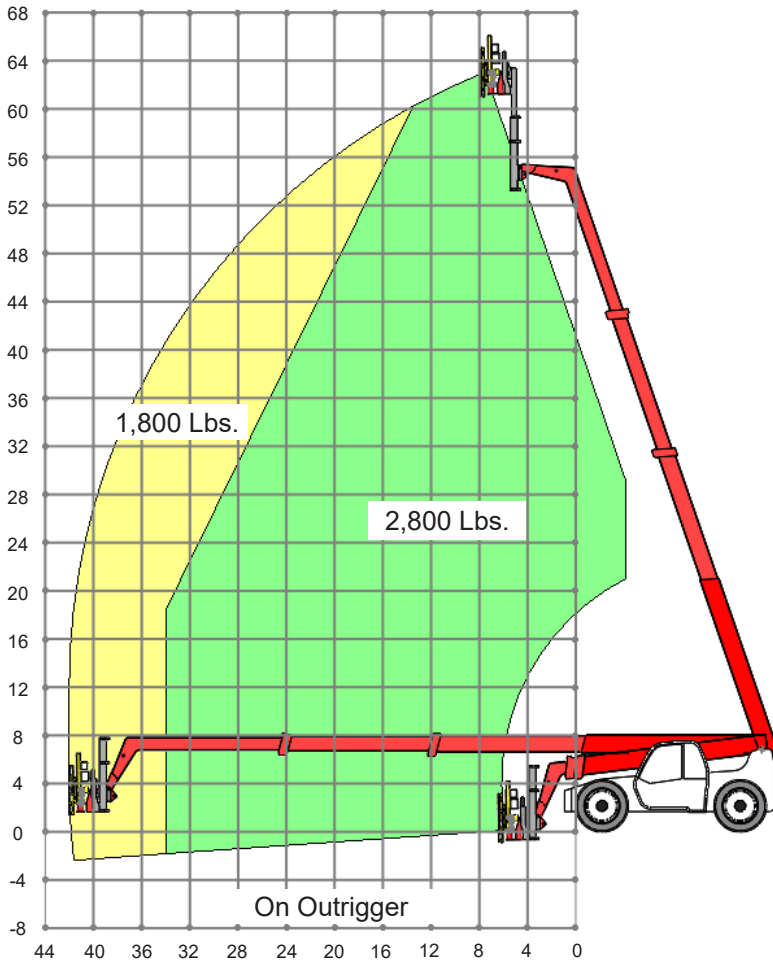
**Glass Handler Movement:**

- Side Shift 8 inches
- Vertical Hoist 96 inches
- Extend Uses Boom extend
- Tilting +/-30 deg from vertical orientation
- Spin about Vertical Axis +/-30 Deg. from vertical orientation
- Rotate +/-15 Deg. Powered (180 Deg. Manual)



Radio Remote Controls

# LOAD CAPACITY CHARTS




Dimensions (Stowed)	Size
Ground Clearance	18 In
Machine Height	8 Ft - 4 In
Machine Length	20 Ft - 1 In
Machine Width	8 Ft - 5 In
Machine Wheelbase	11 Ft - 6 In

## Other Glass Lifter Uses



Counter Balance Option



Hanging Glass Mode



S81W18561 Gemini Drive, Muskego, WI 53150  
262-710-4028 | www.BaileyCranes.com