



9 Ton Carry Deck Crane

BC-18 CRANE

Battery Powered with Optional Hybrid Engine

Capacity on Outriggers: 18,000 lbs

Pick & Carry Capacity: 11,700 lbs

10 Foot Jib

Rated load Limiter

Non-Marking Tires

80 Volt Battery Power

AC Traction Motors (Enclosed)


AC Pump Motor (Enclosed)

3 Section Boom - 100KSI High Strength


4 Wheel Steering

Weight: 20,000 Lbs

Independent Outrigger Controls



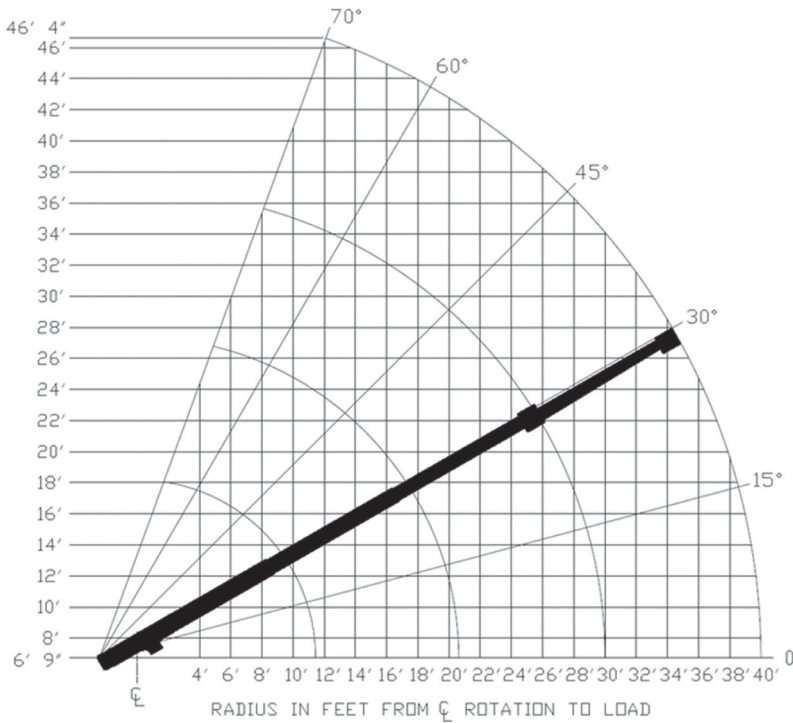
Carry Deck Controls



Hybrid Charging Engine



Battery Watering Cart



CAPACITIES APPLY TO OPERATION ON FIRM LEVEL SURFACE					
LOAD	MAIN BOOM OR EXTENSION CAPACITIES IN POUNDS				
	RADIUS	360 ROTATION		OVER FRONT	
		FEET	ON RUBBER	ON OUTRIGGERS	ON RUBBER
MAIN BOOM	5	10000	17000	12000	18000
	6	8000	14000	10500	14000
	8	6000	10000	8700	10000
	10	5000	7700	6600	7700
	12	3800	6100	4800	6100
	14	2700	5200	3650	5200
	16	2100	4400	2900	4400
	18	1700	3900	2350	3900
	20	1400	3400	1900	3400
	22	1200	3050	1700	3050
10' BOOM EXT.	24	1100	2750	1450	2800
	26	950	2450	1350	2550
	28	850	2200	1300	2350
	30	700	1950	1200	2150
	32	450	1750	900	1950
	34	350	1600	800	1800
	36	350	1450	700	1650
	38	200	1300	600	1500
	40	150	1150	500	1400

CAUTION: BOOM EXTENSION LOADS MUST NOT EXCEED MAIN BOOM CAPACITY. DO NOT PICK & CARRY WITH LOADS ON BOOM EXTENSION.

CAPACITIES ON OUTRIGGERS ARE 85% OF TIPPING LOADS. CAPACITIES ON RUBBER ARE 75% OF TIPPING LOADS. CAPACITIES BELOW BOLD LINE ARE LIMITED BY TIPPING. OTHER CAPACITIES ARE LIMITED BY STRUCTURAL OR HYDRAULIC CAPABILITY.

10-FOOT BOOM EXTENSION				
MAIN BOOM ANGLE				
0°	30°	45°	60°	70°
2250	2600	3200	5000	7000

